



AUDITORS REPORT

We have audited the attached Financial Statements of **DR. AMBEDKAR INSTITUTE OF TECHNOLOGY, DR. AIT Campus, Near Jnanabharati, Bangalore- 560 056**, as at 31st March 2023.

a) These financial statements are the responsibility of the management. Our responsibility is to express an opinion on these financial statements based on our audit. We conducted our audit in accordance with auditing standards generally accepted in India. These standards require that we plan and perform the audit to obtain reasonable assurance about whether the financial statements are free of material mis-statements. An audit includes examining, on a test basis, evidence supporting the amount and disclosures in the financial statements. An audit also includes assessing the accounting principles used and significant estimates made by management as well as evaluating the overall financial statement presentation.

We believe that our audit provides reasonable basis for our opinion subject to our Audit Notes as listed in Annexure I.

Based on our audit as above, we state:

- (a) We have obtained all the information and explanations, which to the best of our knowledge and belief were necessary for the purpose of our audit.
- (b) Balance Sheet, Income and Expenditure Account and Receipts and Payments Account dealt with by this report are in agreement with the books of account.
- (c) In our opinion and to the best of our information and according to the explanations given to us, the accounts, together with the schedules annexed thereto, give a true and fair view:
 1. In case of the Balance Sheet, the state of affairs as on 31st March 2023
 2. In case of Income and Expenditure Account, the **Excess of Income over Expenditure** for the period ending 31st March 2023 and
 3. In case of Receipts and Payments Account for the period ending 31st March 2023.

For SBA Associates
Chartered Accountants


CA. Santhosha Kumar
Partner
M No.217496
FRN 308136E

Place: Bengaluru
Date: 18-10-2023
UDIN: 23217496BGQFZH2062

Page No. 80

ANNEXURE - I

=====

**AUDIT NOTES FORMING PART OF AUDIT REPORT OF M/S.DR. AMBEDKAR
INSTITUTE OF TECHNOLOGY, DR.AIT Campus FOR THE YEAR ENDED
31ST MARCH 2023**

=====

AUDIT NOTE - I

It is not possible for us to verify whether the payments in excess of Rs. 10,000/- have been made otherwise than by a Crossed Cheque or Bank Draft, as the necessary evidence is not in the possession of the Assessee.

AUDIT NOTE - II

Loans & Advances are subjected to the confirmation from the management.


AUDIT NOTE - III

We are not able to get the student wise details of pending scholarship amount, as college is not having adequate details in this regard.

AUDIT NOTE - IV

Student wise fee reconciliation are not available during the audit.

For SBA Associates
Chartered Accountants


CA. Santhosha Kumar
Partner
M No.217496
FRN 308136E



Place: Bengaluru
Date: 18-10-2023
UDIN: 23217496BGQFZH2062

Dr. Ambedkar Institute of Technology
Unit under Panchajanya
Vidya Peetha Welfare Trust
Dr.AIT campus, near Jnanabharati
Bangalore - 560056

Financial Year : 2022-2023
Assessment Year : 2023-2024
Year Ending : 31.03.2023
Status : Trust
PAN : AAATP1325M

BALANCE SHEET AS ON 31.03.2023

CAPITAL FUND AND LIABILITIES	SCH.	As at 31.03.2023	As at 31.03.2022
Capital Fund	1	5,60,473.00	5,60,473.00
Deposit Liabilities	2	25,43,199.00	23,15,449.00
Other Liabilities	3	49,87,449.00	35,78,339.00
Scholarship	4	15,28,856.50	47,31,627.50
Inter Unit Fund Transfers Under Trust	5	33,11,26,572.70	30,29,88,353.70
Specific Grant	6	1,86,67,471.75	2,03,26,995.75
Specific Grants for Fixed Assets	7	1,66,87,496.67	1,78,31,104.67
		37,61,01,518.62	35,23,32,342.62
PROPERTIES AND ASSETS	SCH.	As at 31.03.2023	As at 31.03.2022
Fixed Assets	8	7,69,13,489.79	7,87,50,192.91
Deposits And Investments	9	9,88,66,031.00	8,18,66,031.38
Loans And Advances	10	2,15,21,812.00	2,06,30,638.00
Cash At Bank	11	11,89,70,799.74	9,48,11,582.21
Fixed Assets - Purchased out of Grants	12	1,66,87,496.67	1,78,31,104.67
Deficiency Fund	13	4,31,41,889.42	5,84,42,793.45
		37,61,01,518.62	35,23,32,342.62

For Dr Ambedkar Institute of Technology

Refer our Audit Report of Even Date
For SBA Associates
Chartered Accountants

Principal

Managing Trustee

CA Santhosha Kumar
Partner

M.No: 217496

Firm Reg: 308136E

UDIN:23217496BGQFZH2062

Place: Bangalore

Dr. Ambedkar Institute of Technology
Unit under Panchajanya
Vidya Peetha Welfare Trust
Dr.AIT campus, near Jnanabharati
Bangalore - 560056

Financial Year : 2022-2023
Assessment Year : 2023-2024
Year Ending : 31.03.2023
Status : Trust
PAN : AAATP1325M


Income and Expenditure Account (Aided) for the year ended 31.03.2023


Expenditure	Amount (Rs)	Amount (Rs)	Income	Amount (Rs)	Amount (Rs)
To Employee Benefit Expenses			By DTE Contribution to Salary		
Salary Contribution (DTE)	26,75,12,589.00		DTE Contribution to Salary	24,74,45,854.00	
15% Management Contribution	4,38,78,465.00		DA Arrears	15,06,770.00	
EL Encashment	1,38,03,646.00		EL Encashment	5,26,806.00	24,94,79,430.00
Supplementary Salary	30,78,054.00				
AICTE 7th Pay Arrers	27,67,824.00		By Tuition Fees (As per Details)		5,61,61,665.00
DA Arrears	33,44,137.00	33,43,84,715.00	By Interest on Bank Balances		4,94,989.00
			By Advance Salary Recovery		2,01,23,653.00
To Administrative Expenses (as per details)		52,90,565.54			
To Depreciation		5,82,554.00			
			By Excess of Expenditure over Income		1,39,98,097.54
		34,02,57,834.54			34,02,57,834.54

For Dr Ambedkar Institute of Technology, Bangalore

Refer our Audit Report of Even Date
For SBA Associates
Chartered Accountants


Principal


Managing Trustee


CA Santhosha Kumar

Partner
M.No: 217496
Firm Reg: 308136E
UDIN:23217496BGQFZH2062

Date: _____
Place: Bangalore

Dr. Ambedkar Institute of Technology
Unit under Panchajanya
Vidya Peetha Welfare Trust
Dr.AIT campus, near Jnanabharati
Bangalore - 560056

Financial Year : 2022-2023
Assessment Year : 2023-2024
Year Ending : 31.03.2023
Status : Trust
PAN : AAATP1325M

INCOME AND EXPENDITURE ACCOUNT (UNAUDITED) FOR THE YEAR ENDED 31.03.2023

EXPENDITURE	Amount (Rs)	Amount (Rs)	INCOME	Amount (Rs)	Amount (Rs)
To Employee Benefit Expenses			By Fees Collected from Students		
Salary Un Aided Staff	18,86,53,343.00		Tution fees(as per details)	19,24,86,121.00	
PF Employer Contribution	79,67,176.00		Other Fees (as per details)	7,88,93,082.36	27,13,79,203.36
Honorarium	39,57,106.00				
Supplymentary Salary	10,97,518.00		By Maintenance Charges		1,36,00,000.00
ESIC Employer Contribution	2,53,233.00		By Bank Interest		40,91,536.00
Guest Lecturer Honorarium	7,99,200.00		By VTU Fees		93,34,473.00
Gratuity	75,55,883.00		By Other Income (As per details)		7,64,189.00
Other Recovery (Salary)	-3,02,565.00	20,99,80,894.00	By Alumini Association Fee		5,33,000.00
To Administrative Expenses (as per details)		3,68,12,296.29			
To VTU Fees		56,83,750.00			
To Repair & Maintenance (as per details)		31,28,383.00			
To Other Expenses (as per details)		31,18,661.00			
To Alumni Meeting Expenses		99,246.00			
To Depreciation		1,15,80,169.12			
To Excess of Income Over Expenditure		2,92,99,001.95			
		29,97,02,401.36			29,97,02,401.36

For Dr Ambedkar Institute of Technology

Refer our Audit Report of Even Date
For SBA Associates
Chartered Accountants


Principal Managing Trustee


CA Santhosha Kumar
Partner

M.No: 217496
Firm Reg: 308136E
UDIN:23217496BGQFZH2062

Principal
Ambedkar Institute of Technology
Bangalore - 560056
Place: Bangalore

Dr. Ambedkar Institute of Technology
Unit under Panchajanya
Vidya Peetha Welfare Trust
Dr.AIT campus, near Jnanabharati
Bangalore - 560056


Financial Year : 2022-2023
Assessment Year : 2023-2024
Year Ending : 31.03.2023
Status : Trust
PAN : AAATP1325M

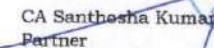
Receipt and Payment (Aided) Account for the year ended 31.03.2023					
Receipts	Amount (Rs)	Amount (Rs)	Payments	Amount (Rs)	Amount (Rs)
To Opening Balance - Cash at Bank Accounts		4,10,48,175.60	By Employee Benefit Expenses		
To Fees Collected from Students (As per Details)		5,61,61,665.00	Salary Contribution (DTE)	26,75,12,589.00	
To DTE Contribution to Salary			15% Management Contribution	4,38,78,465.00	
DTE Contribution	24,74,45,854.00		EL Encashment	1,38,03,646.00	
DA Arrears	15,06,770.00		Supplementary Salary	30,78,054.00	
EL Encashment	5,26,806.00	24,94,79,430.00	AICTE 7th Pay Arrers	27,67,824.00	
			DA Arrears	33,44,137.00	33,43,84,715.00
To Salary Deductions (as per details)		7,21,87,288.00	By Salary Deductions (as per details)		7,21,89,198.00
To Bank Interest		4,94,989.00	By Administrative Expenses (as per details)		52,90,565.54
To Advance salary Recovery	1,98,52,593.00		By Advances Paid		54,52,521.00
Other salary Recovery	2,71,060.00	2,01,23,653.00	By Tax Deducted at Source		41,617.00
To Recovery of Advance		44,11,897.00	By GIP Matured		3,44,197.00
To Tax Deducted at Source		41,617.00	By Earnest Money Deposit		17,263.00
To GIP Matured		5,19,911.00			
To Earnest Money Deposit		1,91,819.00	Grants Expenses		
Grants received			By KSCST Grants -Students Project Program	27,000.00	
To KSCST Grants -Students Project Program	27,000.00		By VGST Grants	10,44,655.00	
To VGST Grants	10,44,655.00		By Unnata Bharata Abhiyana -IIT Dehli	50,000.00	
To Unnata Bharata Abhiyana -IIT Dehli	50,000.00		By KSTA Grants	35,000.00	11,56,655.00
To Financial Assistance Grants	25,000.00	11,46,655.00	By internal transfer of funds		
To Internal transfer of funds			Canara 201/31 to SBI A/c -512		3,66,70,740.00
SBI A/c -512 from Canara 201/31		3,66,70,740.00	By Purchase Of Capital Assets		
			Equipments	8,21,140.00	
			Furniture	2,85,863.00	11,07,003.00
			By Closing Balance:		
			Cash at Bank Accounts		2,58,23,365.06
TOTAL		48,24,77,839.60	TOTAL		48,24,77,839.60

For Dr Ambedkar Institute of Technology, Bangalore

Refer our Audit Report of Even Date
For SBA Associates
Chartered Accountants


Principal


Managing Trustee


CA Santhosh Kumar
Partner

M.No: 217496
Firm Reg:308136E
UDIN:23217496BGQFZH2062

On behalf of the Management, I hereby certify that the expenditure shown above have been actually incurred and that no part of it relates to scholarships or to articles for which a special grant is sanctioned under the Grant-in-aid rules.

Principal

Dr. Ambedkar Institute of Technology
Bangalore - 560 056

Date :
Place: Bangalore

Dr. Ambedkar Institute of Technology
Unit under Panchajanya
Vidya Peetha Welfare Trust
Dr.AIT campus, near Jnanabharati
Bangalore - 560056

Financial Year : 2022-2023
Assessment Year : 2023-2024
Year Ending : 31.03.2023
Status : Trust
PAN : AAATP1325M

RECEIPT AND PAYMENT ACCOUNT (UNAUDITED) FOR THE YEAR ENDED 31.03.2023

RECEIPTS	Amount (Rs)	Amount (Rs)	PAYMENTS	Amount (Rs)	Amount (Rs)
To Opening Balance - Cash at Bank Accounts		5,37,63,406.61	By Employee Benefit Expenses		
To Fees Collected from Students			Salary Un Aided Staff	18,86,53,343.00	
Tuition Fees Collected from Students	19,24,86,121.00		PF Employer Contribution	79,67,176.00	
Other Fees (as per details)	7,88,93,082.36	27,13,79,203.36	Honorarium	39,57,106.00	
			Supplementary Salary	10,97,518.00	
To Maintenance Charges		1,36,00,000.00	ESIC Employer Contribution	2,53,233.00	
To Bank Interest		40,91,536.00	Guest Lecturer Salary	7,99,200.00	
To VTU Fees (as per details)		93,34,473.00	Gratuity	75,55,883.00	
To Other Income (As per details)		7,64,189.00	Other Recovery (Salary)	-3,02,565.00	20,99,80,894.00
To Alumini Association Fee		5,33,000.00			
			By Administrative Expenses (as per details)		3,68,12,296.29
			By VTU fee (as per details)		56,83,750.00
			By Repair & Maintenance (as per details)		31,28,383.00
			By Other Expenses (as per details)		31,18,661.00
			By Alumni Meeting Expenses		99,246.00
To Salary Deductions			By Salary Deductions		
Mens Hostel	2,75,662.00		Mens Hostel	2,75,662.00	
Ladies Hostel	5,61,000.00		Ladies Hostel	5,61,000.00	
Unaided DR.AIT	3,80,25,434.00	3,88,62,096.00	Unaided DR.AIT	3,79,41,415.00	3,87,78,077.00
To Festival Advance		40,66,000.00	By Festival Advance		53,75,000.00
To Scholarship		40,97,962.00	By Scholarship		73,00,733.00
To Tax Deducted at Source		6,57,190.00	By Tax deducted at Source		7,49,003.00
To Advance		49,41,626.00	By Advance		21,93,944.00
To Advance Others		9,46,406.00	By Advance Others		9,41,006.00
To Student Education loan		11,39,295.00	By Student Education loan		6,89,595.00
To AICTE Advance		4,20,000.00	By AICTE Advance		11,10,000.00
To Sponsorship		1,36,000.00	By Sponsorship		1,11,000.00
To Caution deposit		2,27,750.00	By EMD		44,525.00
			By Raghupathy DA Salary		6,04,632.00



RECEIPTS	Amount (Rs)	Amount (Rs)	PAYMENTS	Amount (Rs)	Amount (Rs)
To Grants Received					
VTU - VGST Scheme (Arpitha Raju)	2,94,655.00		By Expenses Out of Grants		
VTU - VGST Scheme (Dr. Mahalinga)	7,50,000.00	10,44,655.00	Capital expenditure	12,24,692.00	
			Revenue Expenditure	9,48,298.00	
To Bank Interest from Grant Accounts		2,58,376.00	Grants Refund	7,89,565.00	29,62,555.00
To Scholarship Interest		1,60,207.00			
To Fixed deposit		3,99,99,998.00	By Fixed deposit		5,69,99,998.00
To Excess Fee		3,43,459.00	By Excess Fee		3,27,459.00
To Examination fee		5,600.00	By Examination Fee		8,240.00
To NEFT Rejected		1,800.00	By NEFT rejected		1,800.00
To Internal Fund Transfers		9,81,86,532.40	By Internal Fund Transfers		9,81,86,532.40
To MSME Grant Contribution		7,84,746.00	By MSME Grant Contribution		3,09,944.00
To Inter Unit Transfer			By Inter Unit Transfer		
TOF - Ladies Hostel	1,02,00,000.00		TOF - Trust	30,00,000.00	30,00,000.00
TOF - Mens Hostel	1,45,00,000.00				
TOF - Trust	64,38,219.00	3,11,38,219.00	By Purchase Of Capital Assets		
			Electrical Equipment	61,68,517.00	
			Equipment	13,72,397.00	
			Furnitures & Fixtures	4,66,390.00	
			Software	12,11,713.00	92,19,017.00
			By Closing Balance:		9,31,47,434.68
			Cash at Bank Accounts		
TOTAL		58,08,83,725.37	TOTAL		58,08,83,725.37

For Dr Ambedkar Institute of Technology, Bangalore

Refer our Audit Report of Even Date
For SBA Associates
Chartered Accountants

CA Santhosha Kumar
Partner
M.No: 217496
Firm Reg: 308136E
UDIN:23217496BGQFZH2062

CA Santhosha Kumar

Partner

M.No: 217496

Firm Reg: 308136E

UDIN:23217496BGQFZH2062

CA Santhosha Kumar

Partner

M.No: 217496

Firm Reg: 308136E

UDIN:23217496BGQFZH2062

Principal
Date:
Dr. Ambedkar Institute of Technology
Place: Bangalore 056

Managing Trustee

SCHEDULE 11: BANK RECONCILIATION STATEMENT AS ON 31.03.2023

Specific Grant Bank Accounts

SL No.	Account Number	Bank 01.04.2022	Deposit Not Accounted in bank	Uncashed Cheques	Cash Book 01.04.2022	Bank 31.03.2023	Deposit Not Accounted in bank	Uncashed Cheques	Cash Book 31.03.2023
1	DST Mechanical 201/44720	80,024.68			80,024.68	72,119.68			72,119.68
2	Aeronautical R & D (Mech) 201/38410	22,890.45			22,890.45	23,562.45			23,562.45
3	DST Mech A/c 201/6572	3,06,797.29			3,06,797.29	3,15,755.29			3,15,755.29
4	AICTE PG Sch A/c 201/10762	7,753.37			7,753.37	7,802.37			7,802.37
5	AICTE Mech A/c 201/138	58,205.50			58,205.50	59,912.05			59,912.05
6	AICTE Electrical Dept A/c 201/22942	6,59,914.26			6,59,914.26	2,94,323.26			2,94,323.26
7	AICTE Medical Electronics A/c 201/24965	26,357.88			26,357.88	26,951.88			26,951.88
8	AICTE RPS ISE A/c 201/39277	9,238.64			9,238.64	3,01,167.64			3,01,167.64
9	AICTE EEDC ISE A/c 201/39258	2,82,581.20			2,82,581.20	1,08,774.20			1,08,774.20
10	AICTE ELECTRONICS A/c 201/38632	1,94,916.01			1,94,916.01	7,58,432.01			7,58,432.01
11	AICTE TCE DEPT A/c 201/38647	16,00,011.45			16,00,011.45	6,57,405.45			6,57,405.45
12	AICTE ITE DEPT A/c 201/39519	13,83,803.78			13,83,803.78	10,99,652.78			10,99,652.78
13	VTU Research Grants Maths 201/36493	490.68			490.68	4,51,086.08			4,51,086.08
14	VTU Research Grants Physics 201/29815	8,277.54			8,277.54	8,342.54			8,342.54
15	VTU Research Grants Electronics 201/ 32612	4,696.60			4,696.60	4,655.60			4,655.60
16	VTU Research Grants ITE A/c 201/ 32608	7,796.57			7,796.57	7,845.57			7,845.57
17	VTU Research Grants CIVIL A/c 201/33763	1,32,206.20			1,32,206.20	21,377.20			21,377.20
18	VGST E&E A/c 201/34094	23,48,567.30			23,48,567.30	24,16,786.30			24,16,786.30
19	VTU Research MECH A/c 201/33778	4,872.98			4,872.98	5,015.98			5,015.98
20	Innovation Lab A/c 201/39113	4,42,984.08			4,42,984.08	1,77,840.08			1,77,840.08
21	AICTE Mechanical Dept 201/47782	19,93,681.11			19,93,681.11	9,56,101.11			9,56,101.11
22	VGST -CSE -201/66680	3,478.07			3,478.07	3,581.07			3,581.07
	Total (A)	95,79,545.64	-	-	95,79,545.64	77,78,490.59	-	-	77,78,490.59



Other than Specific Grant Bank Accounts									
SL No.	Account Number	Bank 01.04.2022	Deposit Not Accounted in bank	Uncashed Cheques	Cash Book 01.04.2022	Bank 31.03.2023	Deposit Not Accounted in bank	Uncashed Cheques	Cash Book 31.03.2023
1	Aided A/c								
	a) Canara Bank 201/31	15,94,905.28	-	32,571.00	15,62,334.28	1,54,50,137.24		93,015.00	1,53,57,122.24
	b) State Bank of Mysore 64057943512	3,94,85,841.32	-	-	3,94,85,841.32	1,09,72,857.82		5,06,615.00	1,04,66,242.82
2	Unaided Fee A/c								
	a) Canara Bank 201/46	1,82,74,793.93	-	4,76,517.00	1,77,98,276.93	6,04,72,270.33		9,02,288.00	5,95,69,982.33
	b) State Bank Of India 33699469405	-			-	-			
3	VTU A/c 201/84	26,64,438.28			26,64,438.28	64,39,222.70			64,39,222.70
4	Caution Deposit A/c 201/70	13,02,837.76			13,02,837.76	15,68,379.76			15,68,379.76
5	Other Fees A/c 201/50	33,55,794.88	-	54,207.00	33,01,587.88	17,38,176.88		72,569.00	16,65,607.88
6	Scholarship A/c 201/65	77,01,194.75			77,01,194.75	46,49,082.75			46,49,082.75
7	Corpus Fund A/c 201/14012	27,36,253.58			27,36,253.58	26,73,518.58			26,73,518.58
8	Maintenance A/c 201/14050	23,19,436.44			23,19,436.44	33,05,846.05			33,05,846.05
9	Depreciation A/c 201/14027	22,58,124.55			22,58,124.55	16,04,918.55			16,04,918.55
10	Staff Development Fund A/c 201/14031	18,58,020.77			18,58,020.77	11,79,738.77			11,79,738.77
11	AICTE Faculty Development A/c 201/27078	1,71,169.99			1,71,169.99	1,66,106.99			1,66,106.99
12	ICICI Bank Fees Account 2370140065	-			-	-			
13	Consultancy A/c 201/44078	11,77,633.81			11,77,633.81	11,24,291.81			11,24,291.81
14	Alumini Association 201/475	2,21,847.24			2,21,847.24	6,62,236.24			6,62,236.24
15	EBF 201/104	5,33,984.47			5,33,984.47	5,48,706.47		3,190.00	5,45,516.47
16	Transportation A/c 201/307	1,47,419.52		8,365.00	1,39,054.52	91,703.52		30,000.00	61,703.52
17	Canara Bank 201/39262					16,338.00			16,338.00
18	State Bank Of India - A/c : 41230905682					23,953.69			23,953.69
19	Canara Bank A/c- 9535								
	Total (B)	8,58,03,696.57	-	5,71,660.00	8,52,32,036.57	11,26,87,486.15	-	16,07,677.00	11,11,92,309.15
	Grand Total (A+B)	9,53,83,242.21	-	5,71,660.00	9,48,11,582.21	12,04,65,976.74	-	16,07,677.00	11,89,70,799.74

SCHEDULE 12: FIXED ASSETS PURCHASED OUT OF GRANTS

PARTICULARS	WDV 01.04.2022	Transferred from Fixed Assets	Additions Before September	Additions After September	Deletion	Total	Rate (%)	Depreciation	WDV as on 31.03.2023
EQUIPMENTS									
Mechanical	26,57,992.00			2,45,440.00	-	29,03,432.00	15%	4,17,107.00	24,86,325.00
VGST	12,89,023.67				-	12,89,023.67	15%	1,93,354.00	10,95,669.67
Instrumental Tech.	11,70,861.00				-	11,70,861.00	15%	1,75,629.00	9,95,232.00
Information Sc. & Eng.	95,613.00				-	95,613.00	15%	14,342.00	81,271.00
Telecommunication Dept	8,97,631.00			9,79,252.00	-	18,76,883.00	15%	2,08,089.00	16,68,794.00
Computer Science	2,30,148.00				-	2,30,148.00	15%	34,522.00	1,95,626.00
Aeronautical Dept	6,12,502.00				-	6,12,502.00	15%	91,875.00	5,20,627.00
E&C	19,12,610.00				-	19,12,610.00	15%	2,86,892.00	16,25,718.00
Physics	76,088.00				-	76,088.00	15%	11,413.00	64,675.00
Office	8,72,744.00				-	8,72,744.00	15%	1,30,912.00	7,41,832.00
FURNITURE	15,082.00				-	15,082.00	10%	1,508.00	13,574.00
SOFTWARE									
Software	8,585.00				-	8,585.00	40%	3,434.00	5,151.00
Ashoka Hostel Building	79,92,225.00				-	79,92,225.00	10%	7,99,223.00	71,93,002.00
Total:	1,78,31,104.67	-	-	12,24,692.00	-	1,90,55,796.67		23,68,300.00	1,66,87,496.67

